

WorkForce Pro WF-C869RDTWF



Save on energy and cut waste with this reliable 4-in-1 business MFP, featuring predictable printing costs and low user intervention.

Print 84,000 pages¹ without any supply changes with this exemplary business printer, using Epson's super-high-yield Replaceable Ink Pack System (RIPS). Cut intervention downtime and lessen your impact on the environment with a reduction of up to 95 percent on energy¹ and 99 percent on waste¹. It also uses PrecisionCore technology, renowned for its speed, quality, reliability and efficiency.

Print 84,000 pages uninterrupted

Thanks to super-high-yield ink supply units, you can print up to 84,000 pages without replacing the ink¹, that's up to 4.5 times more prints than colour lasers and copiers². It cuts intervention time by up to 98 percent² as replacement inks are few and far between.

The best choice

It uses Epson's most advanced printhead designed for business, PrecisionCore. But that's not all; compared to competitive colour lasers it uses up to 95 percent less power² thanks to its no-heat technology. There really is no contest; it also beats lasers and copiers with an up to 99 percent reduction in waste and it's up to 23% quieter than lasers and laser copiers².

Be more productive

Its first page out time is up to three and a half times faster than competitive products². Wait times and the distance to collect print jobs are minimised too as it's a workgroup printer.

Built for business

Take control with a range of software and tools that provide secure print options, efficient scanning and help manage devices remotely. NFC and wireless connectivity also supports printing from mobile devices. And with its smartphone inspired user interface and touchscreen, it's intuitive to operate. Epson Open Platform and our work with ISVs add extra solutions, such as PaperCut print management software. Designed for busy environments, its paper tray and other features are built to be robust and durable.

DATASHEET



KEY FEATURES

- **Reduce downtime**
Print up to 84,000 pages without replacing the ink¹
- **Ecological**
Uses up to 95 percent less power than competitive colour lasers²
- **Save time**
Automatic double-sided printing, scanning, copying and faxing
- **Built for business**
Added functionality with software tools such as Epson Open Platform
- **PrecisionCore technology**
Epson's most advanced printhead technology

PRODUCT SPECIFICATIONS

TECHNOLOGY

Printing Method	PrecisionCore™ Print Head
Nozzle Configuration	800 Nozzles black, 800 Nozzles per colour
Minimum Droplet Size	4.6 pl, With Variable-Sized Droplet Technology
Ink Technology	Replaceable Ink Pack System (RIPS)
Application	Office Workgroup
All-in-One Functions	Print, Scan, Copy, Fax

PRINT

First Page Out	Monochrome 6 Seconds, Colour 6 Seconds
Printing Speed ISO/IEC 24734	24 pages/min Monochrome, 24 pages/min Colour
Duplex Printing Speed ISO/IEC 24734	16 A4 pages/min Monochrome, 16 A4 pages/min Colour
Printing Speed ISO/IEC 24734 (A3)	13 pages/min Monochrome, 13 pages/min Colour
Duplex Printing Speed ISO/IEC 24734 (A3)	11 A4 pages/min Monochrome, 11 A4 pages/min Colour
Maximum Printing Speed	35 pages/min Colour (plain paper), 35 pages/min Monochrome (plain paper)
Printing Resolution	4,800 x 1,200 dpi
Max Duty cycle	75,000 pages per month
Recommended Duty Cycle	2,000 - 10,000 pages per month
Colours	Black, Cyan, Yellow, Magenta

For detailed information on printing speeds please visit <http://www.epson.eu/testing>.

SCAN

Single-sided scan speed (A4 black)	200 dpi (with ADF); , 25 ipm with ADF scan 200 dpi (flatbed) 4 sec. with flatbed scan
Doubled-sided scan speed (A4 black)	200 dpi (with ADF); , 45 ipm with ADF scan
Single-sided scan speed (A4 colour)	200 dpi (with ADF); , 25 ipm with ADF scan 200 dpi (flatbed) 4 sec. with flatbed scan
Doubled-sided scan speed (A4 colour)	200 dpi (with ADF); , 45 ipm with ADF scan
Scanning Resolution	1,200 dpi x 2,400 dpi (Horizontal x Vertical)
Optical Resolution (ADF)	600 dpi x 600 dpi (Horizontal x Vertical)
Advanced document integration	E-mail, FTP, Network folders, Computer (Epson Document Capture Pro), Microsoft SharePoint with Epson Document Capture Pro, USB Memory Device
Output formats	JPEG, TIFF, PDF
Scanner type	Contact image sensor (CIS)

FAX

Type of fax	Walk-up black and white and colour fax capability
Fax Transmission Speed	Up to 33.6kbps / Approx. 3 sec/page
Error correction mode	CCITT/ITU Group3 fax with Error Correction Mode
Fax speed dials (max)	2,000 names and numbers
Page memory	Up to 550 pages/ 6MB (ITU-T No. 1 chart)
Fax Functions	PC Fax, Fax to E-mail, Memory Reception, Auto Redial, Speed Dial, Fax to Folder, Address Book

WorkForce Pro WF-C869RDTWF

WHAT'S IN THE BOX

- Quick Setup Guide
- Main unit
- Warranty Documents
- User manual (CD)
- Power cable
- Paper tray
- Initialization Ink Supply Units

PRODUCT SPECIFICATIONS

WorkForce Pro WF-C869RDTWF

COPY

Copy Speed	up to 22 ipm Black, up to 21 ipm Colour *Simplex ADF 600 x 600 dpi (ISO/ IEC 24735)
Copy resolution (dpi)	600 x 1200
Reduction / Enlargement	25 % - 400 % Auto fit function
Maximum number of copies	999
Maximum Copy Size	A3

CONNECTIVITY

Network Printing Protocols	LPR, FTP, IPP, Port 9100, WSD, Net BIOS over TCP/IP, IPPS, PTP over IP, DPS over IP, IS, Bonjour/Airprint
Network Management Protocols	HTTP, DHCP, BOOTP, APIPA, DDNS, mDNS, SNTP, WSD, LLTD, SMTP, LLNMR, POP3, IEEE 802.1X, ARP, GARP, EAP, ICMP, IGMP, DCHP, DNS-SD, HTTPS, XMPP, SMTPS, LDAP, LDAPS, SNMP 1.0, SNMP 2.0c, SNMP 3.0, SNMP Trap
Network Scanning Protocols Interfaces	NetBIOS over TCP/IP, WSD-Scan, Bonjour/Airprint, FTP Hi-Speed USB - compatible with USB 2.0 specification, Ethernet Interface (1000 Base-T/ 100-Base TX/ 10-Base-T), USB host, Wi-Fi Direct, USB 2.0 Type A (2x), Wireless LAN IEEE 802.11a/b/g/n, USB 3.0 Type B
WLAN Security	WEP 64 Bit, WEP 128 Bit, WPA PSK (TKIP), WPA2 PSK (AES), WPA2 Enterprise (AES)
Network Protocols	TCP, UDP, HTTP, HTTPS, IPv4, IPv6, IPSEC, SSL/TLS

PAPER / MEDIA HANDLING

Paper Formats	A3+, A3, A4, A5, A6, B4, B5, B6, C4 (Envelope), C5 (Envelope), C6 (Envelope), DL (Envelope), No. 10 (Envelope), Letter, 10 x 15 cm, 13 x 18 cm, 20 x 25 cm, HLT, EXE, Legal, Tabloid
Automatic Document Feeder	50 pages
Compatible Paper Weight	64 g/m ² - 300 g/m ²
Duplex	Yes
Output Tray Capacity	250 Sheets
Paper Tray Capacity	835 Sheets Standard, 1,835 Sheets maximum
Standard paper tray(s)	85-Sheet Multi-Purpose Tray, 250-sheet paper tray, 500-Sheet paper tray
Optional paper tray(s)	2 x 500-Sheet paper tray, Cabinet
Maximum paper input	1,835
Rear paper path (special media)	Yes
Number of paper trays	3

PAPER FEED RASF

Paper Input Name	RASF
Paper Formats	A3+, A3, A4, A5, A6, B4, B5, B6, C4 (Envelope), C5 (Envelope), C6 (Envelope), DL (Envelope), Letter, 10 x 15 cm, 13 x 18 cm, 16:9, HLT, User defined, Legal, Executive, SRA3, Tabloid
Custom sizes	Min 55x 330 mm to Max 127x 1,200 mm
Compatible paper weight	64 g/m ² - 300 g/m ²
Paper Capacity 1	85 80gsm
Media type	Plain Paper, Recycled Paper, Colour Paper, Letterhead, Glossy Photo Paper

PAPER FEED C1

Paper Input Name	C1
Paper Formats	A3, A4, A5, A6, B4, B5, B6, Letter, HLT, Legal, Executive, Tabloid
Compatible paper weight	64 g/m ² - 200 g/m ²
Paper Capacity 1	250 80gsm
Media type	Plain Paper, Recycled Paper, Colour Paper, Letterhead

PAPER FEED C2

Paper Input Name	C2
Paper Formats	A3, A4, A5, A6, B4, B5, B6, Letter, HLT, Legal, Executive
Compatible paper weight	64 g/m ² - 200 g/m ²
Paper Capacity 1	500 80gsm
Media type	Plain Paper, Recycled Paper, Colour Paper, Letterhead

PRODUCT SPECIFICATIONS

PAPER FEED DUPLEX	
Paper Input Name	Duplex
Paper Formats	A3, A4, A5, B4, B5, B6, Letter, Legal, Executive, Tabloid
Compatible paper weight	64 g/m² - 150 g/m²
GENERAL	
Energy Use	20 W (Ready), 0.5 W (Power off), ENERGY STAR® qualified, 40 W (standalone copying, ISO/IEC 24712 pattern), 1.6 W (sleep mode), TEC 0.3 kWh/week
Supply Voltage	AC 100 V - 240 V, 50 Hz - 60 Hz
Product dimensions	787 x 758 x 621 mm (Width x Depth x Height)
Product weight	64.1 kg
Compatible Operating Systems	Citrix XenApp 7.x, Linux, Mac OS 10.10.x, Mac OS 10.11, Mac OS 10.6+, Mac OS 10.7.x, Mac OS 10.8.x, Mac OS 10.9.x, Microsoft Windows Vista (32/64 bit), Microsoft Windows XP (Home Edition / Prof / Prof X64 / Vista), SAP, Windows 10, Windows 7, Windows 7 x64, Windows 8 (32/64 bit), Windows 8.1, Windows 8.1 x64 Edition, Windows Server 2003 (32/64bit), Windows Server 2008 (32/64bit), Windows Server 2008 R2, Windows Server 2012 (64bit), Windows Server 2012 R2, Windows Vista, Windows Vista x64, Windows XP x64, Windows server 2003 R2
Sound Power	Operation: 6.4 B (A)
Sound Pressure	Operation: 48 dB (A)
Mobile and Cloud printing services	Epson Connect (iPrint, Email Print, Remote Print Driver, Scan-to-Cloud), Apple AirPrint, Google Cloud Print
Power Supply	100V, 110V, 220V, 240V
ADDITIONAL FEATURES	
Features	Touchscreen, Direct scan-to-print without PC, Direct print from USB
LCD screen	Type: Colour, Touchscreen, Diagonal: 12.7 cm
Media Handling	Automatic duplex (A4/A3, plain paper), Portrait & Landscape printing, Rear specialty media feed, Thick Media Support
Security Functions	Limit access function with Epson Web Config, Secure confidential printing with PIN code release, LDAP Address Book, IPsec, IEEE802.1x, SSL (Server authentication), Panel Admin Mode
OTHER FEATURES	
Emulations	PCL6, PCL5c, PCL5e, ESC/P-R, PDF 1.7, PostScript 3
OTHER	
Warranty	12 months On-site service

SUPPLIES

● Business Paper - A4 - 500 Sheets	C13S450075	
● WorkForce Pro WF-C869R Black XL Ink Supply Unit	C13T973100	22,500 pages
● WorkForce Pro WF-C869R Cyan XL Ink Supply Unit	C13T973200	22,000 pages
● WorkForce Pro WF-C869R Magenta XL Ink Supply Unit	C13T973300	22,000 pages
● WorkForce Pro WF-C869R Yellow XL Ink Supply Unit	C13T973400	22,000 pages
● WorkForce Pro WF-C869R Black XXL Ink Supply Unit	C13T974100	86,000 pages
● WorkForce Pro WF-C869R Cyan XXL Ink Supply Unit	C13T974200	84,000 pages
● WorkForce Pro WF-C869R Magenta XXL Ink Supply Unit	C13T974300	84,000 pages
● WorkForce Pro WF-C869R Yellow XXL Ink Supply Unit	C13T974400	84,000 pages
● WorkForce Pro WF-C869R Maintenance Box	C13T671400	
● WorkForce Pro WF-C869R Optional Cassette Maintenance Roller	C13S210049	200,000 pages
● WorkForce Pro WF-C869R Standard Cassette Maintenance Roller	C13S210048	200,000 pages

OPTIONAL ACCESSORIES

● 500 Sheet Paper Cassette for WF-C8600 Series	C12C932611
● Low Cabinet for WF-8000/8500/R8590/C8600 Series	C12C932891
● High Cabinet for WF-8000/8500/R8590/C8600 Series	C12C933561




LOGISTICS INFORMATION

SKU	C11CF34401BY
EAN code	8715946623191
Dimensions Single Carton	945 x 740 x 1108 mm
Carton Weight	88 Kg

Multiple Order Quantity	1 Units
Pallet Size Euro	2 Units
Pallet Size Block	2 Units

WorkForce Pro WF-C869RDTWF

INK YIELD DATA

	T973	T974
	22,500 pages*	86,000 pages*
	22,000 pages*	84,000 pages*

* Approx. page yield based on ISO/IEC 24711/24712 or ISO/IEC 29102/29103. Actual yield will vary depending on images printed and usage conditions. For more information visit <http://www.epson.eu/pageyield>



For more information please contact:

Telephone: 01952 607111 (UK)+
01 436 7742 (Republic of Ireland)
E-mail: enquiries@epson.co.uk
Chat: etalk.epson-europe.com
Fax: 0871 222 6740
+ Local call rate.

Web: www.epson.co.uk
www.epson.ie

Trademarks and registered trademarks are the property of Seiko Epson Corporation or their respective owners.
Product information is subject to change without prior notice.

1. Approx. page yield. Actual yield will vary depending on images printed and usage conditions. For more information visit www.epson.eu/pageyield. Initialisation inks only have enough ink to support printer start up, new inks have to be purchased or supplied for normal operation.
2. For more information, visit www.epson.eu/inkjetsaving

EPSON®