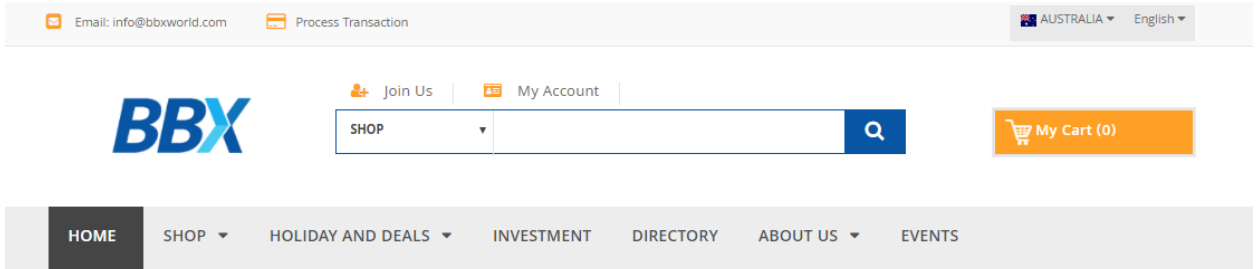


1. Go to <http://www.bbxuk.com>
2. Click [Login] button on the top right of the page




3. Page will redirect the login page, click [Forget your password] link you the login page



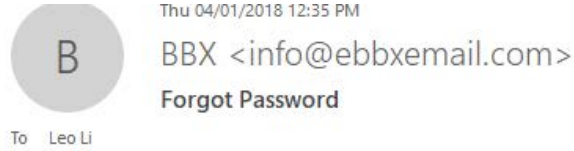
4. Page will redirect to forgotten password page, enter your card number and verification code then click [Click here to continue] button

The image shows the 'Have you Forgotten your password?' page. It features a form with two input fields: 'Please enter your 16 digit account number' (containing 620430100003396) and 'Please enter your verification code' (containing D492D). Below the verification code field is a button labeled 'D492D'. At the bottom of the form is a large button labeled 'Click here to continue'. The account number field, verification code field, and 'Click here to continue' button are all circled in red.

Page will redirect to Email sent successful page

Email Sent Successfully 

5. Please check your email inbox or junk box and flow the instruction to reset your password.



Dear LEO LI,

You have requested password change, please follow below link to update your password.

<http://bbxworld.com//ChangePassword/gFOA7P4Hg8sTratJSF28B4bT8JXi6X7PG4nvvhK1>

Sincerely,

The BBX Team

6. Click the hyperlink in the email then will open password reset page. Please enter the new password then click save button to reset the password.

HOME SHOP HOLIDAY AND DEALS INVESTMENT DIRECTORY ABOUT US EVENTS

Update Password

New Password

Confirm New Password

Save