
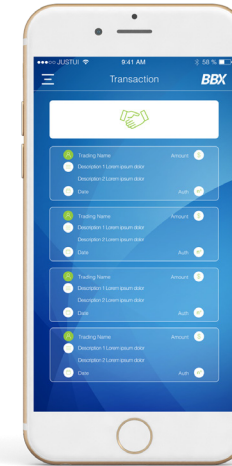
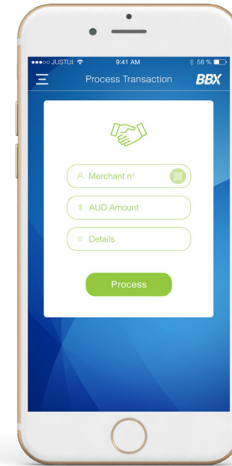



HOW TO PROCESS A BBX TRANSACTION VIA APP

WHERE CAN I ACCESS MY BBX QR CODE?

1. Under “My Card” in the BBX World App
2. Email it from:
 - BBX World App
 - www.bbxworld.com Members Dashboard
 - Ask BBX Customer Care Team



1

Place your BBX QR Code Sticker at point of sale posts (register, bill folders, etc)

2

Ask BBX Buyer to scan your QR Code Sticker with the BBX World App

3

BBX Buyer enters transaction amount and submits payment

4

Seller and Buyer both receive confirmation of transaction email + in app record

If you are a BBX Merchant that process's sales via phone or web bookings, please download BBX Merchant POS. Register for Access: merchantpos@bbxworld.com

